

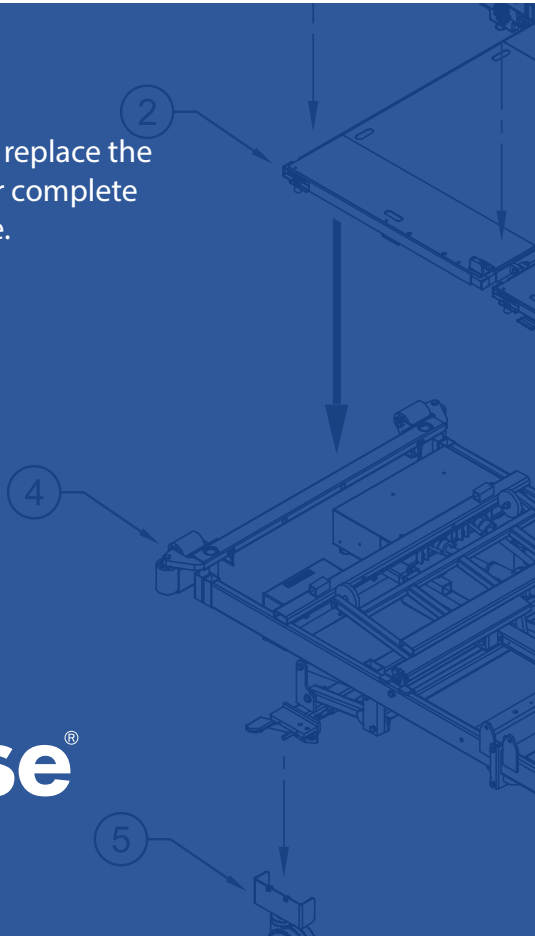
Alliance™

Quick Reference Guide



This card is not meant to replace the product user manual. For complete manual, contact Sizewise.

800-814-9389
sizewise.com



Components



Side Rails



To lower rail: Pull up on handle located under side rail. The rail will gradually lower.

To raise rail: Pull the side rail upward to its highest position until it locks in place.

Battery Backup

This bed is equipped with an emergency battery backup. The battery will charge when plugged into an AC outlet.

Casters



GREEN: locks right foot caster parallel with frame

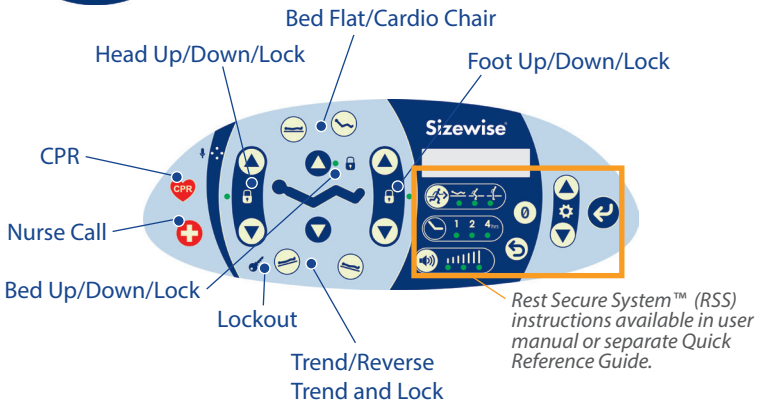
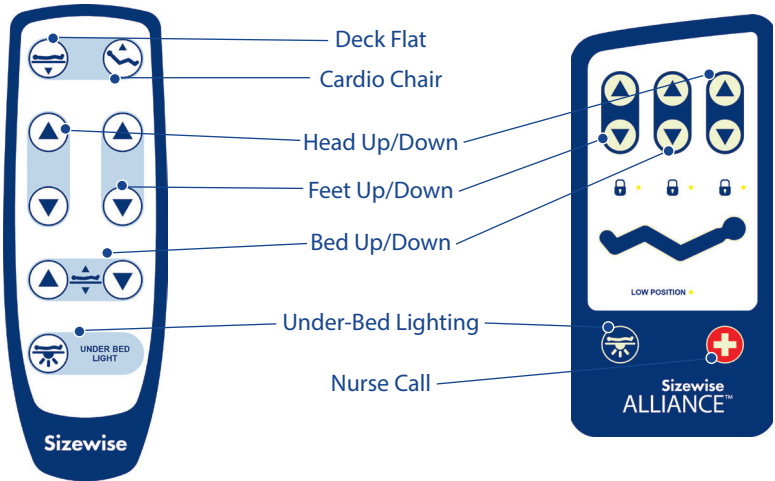


RED: locks all casters



NEUTRAL: all casters move freely

Controls



To Lock/Unlock specific features: Press the (key button) and then press the (lock button) associated with that feature. Repeating this process will then unlock the feature. While this can only be performed from the footboard control, it affects ALL controls.

Code Situation

1. Unlock casters and pull bed from wall.
2. Engage brakes, remove headboard, and lower side rails for patient access.
3. For LAL support surfaces: press CPR button or turn CPR dial on blower and/or open CPR valve at head of mattress if installed.
4. Squeeze and hold CPR lever located at head of bed. You may also use CPR button located on footboard control to flatten deck.
5. Proceed with facility protocols for resuscitation.

Troubleshooting

Bed will not respond

- Verify all functions on footboard control are unlocked.
- Verify bed's power cord is plugged into working AC outlet and not cut, frayed, or damaged.
- Inspect patient hand control for damage and ensure it is properly connected.

Function of bed doesn't operate

- Verify function in question is unlocked on footboard control.

Bed will not operate on battery power

- Verify patient hand control is properly connected.

Warning: Before working on any electrical component, unplug bed and disconnect battery. If these steps aren't performed, damage to the electrical system may occur.

If equipment continues to malfunction, contact Sizewise 24/7/365 at 800-814-9389