

Adapted to your workflow: **AIDA®**

Documentation for examination and operating rooms



Choose the right documentation solution to meet your individual requirements

AIDA® stands for the comprehensive implementation of all medical documentation requirements arising in examinations and operations.

AIDA® and AIDA® C enable flexible adaptation to the needs of various specialities and thereby allow for the highest degree of customization.

Both systems seamlessly integrate into existing infrastructures and can exchange data with other systems such as, for example, hospital information and archiving systems using common standard interfaces.

AIDA®



- Recording of two image sources
- FULL HD, 4K UHD, 2D and 3D
- Integrated DICOM and HL7 interfaces
- Integrated safety checklist

AIDA® C



- Recording of one image source
- FULL HD, 2D
- Integrated DICOM interface

In the operating room

AIDA® and AIDA® C enable optimal documentation for all specialties.

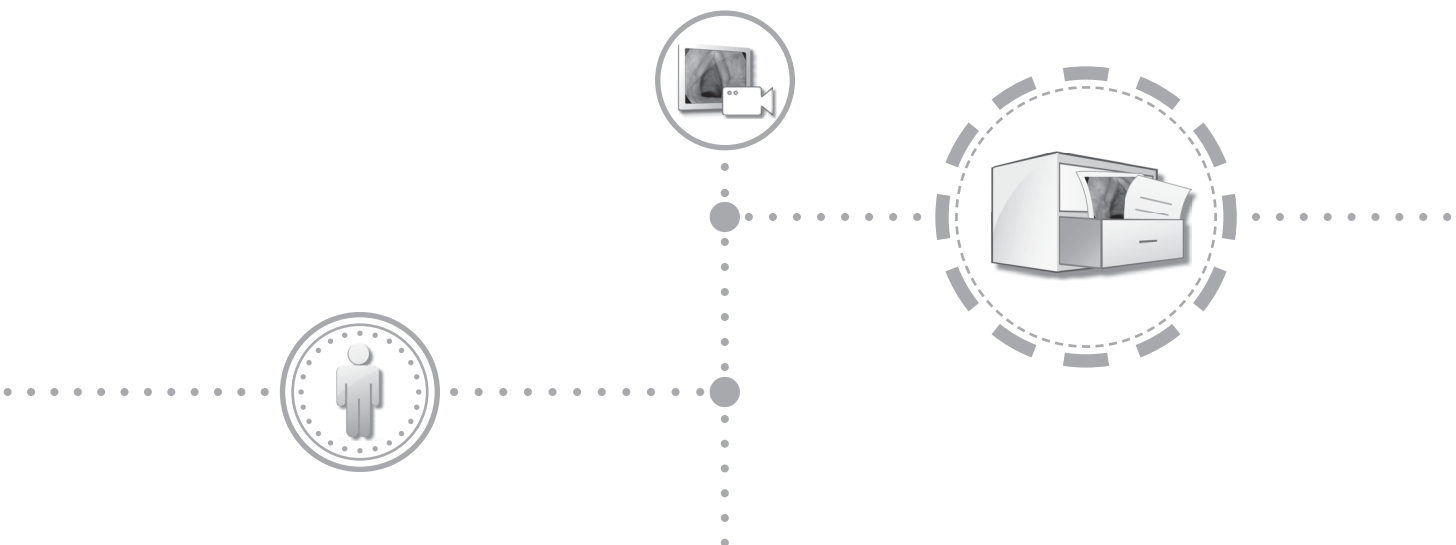
Both solutions can be placed on an equipment cart or on the OR ceiling supply unit.

They can be used either in conjunction with a camera system or as part of an integration solution such as OR1 AIR® or OR1 NEO®.

In the examination room

To ensure comprehensive and standardized documentation, both solutions are suitable for use in examination rooms such as the KARL STORZ OFFICE1.





You decide which solution best meets your needs.

Have you got one or two image sources? Would you like to capture images and videos in FULL HD or 4K UHD quality? Are you interested in recording in 3D?

Is the digitalization of your OR safety checklists important to you?


Do you prefer to use the integrated SMARTSCREEN® or a separate touch screen?

Regardless of your preferences, both solutions offer options for recording images and videos. This is possible via the user interface, camera head buttons, footswitch or voice control.

Flexibility



Efficiency



You no longer have to wait for the recorded data to be saved. The intelligent export manager automatically saves data in the background.

Important media can be marked for further processing, for example with SCENARA®, and a commentary can be added with just one click.

Workflows can be optimized and standardized, supported by adjustable and intuitive navigation.

Benefit from a short training time thanks to clear and convenient use.

...



Security



AIDA® and AIDA® C offer comprehensive configuration possibilities in order to guarantee data security and to meet cybersecurity requirements.

We will support you with the configuration of your system and will not leave you to complete the process by yourself.

Data security

- A configurable user management is available to you.
- AES-256 encryption protects your locally stored data.
- The use of digital interfaces allows you to avoid the utilization of mobile data carriers.

Cybersecurity

- An integrated whitelist protects your system against malware.
- The cyber threat landscape is constantly monitored and we provide security updates on a regular basis.

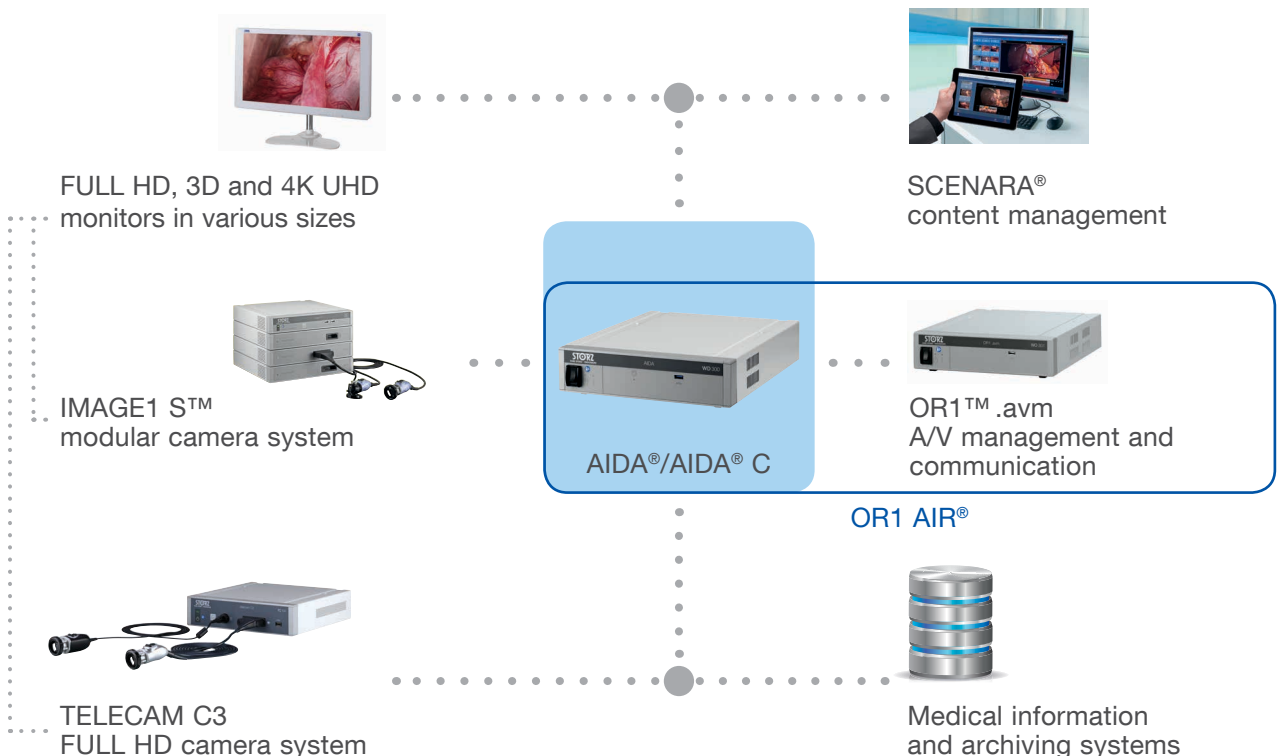
GDPR

Compatibility



KARL STORZ offers numerous systems and applications that can be used in conjunction with AIDA® and AIDA® C. Thanks to this diversity and modularity, you are able to select a future-proof solution when you choose AIDA® and AIDA® C.

- Integrate AIDA® and AIDA® C into your existing IT infrastructure to import patient and procedure data and to ensure automated and safe transfer of your recorded data.
- An ideally harmonized imaging and documentation chain is achieved in combination with the KARL STORZ camera systems IMAGE1 S™ and TELECAM C3.
- In addition, SCENARA® Content Management enables the recorded image and video data to be available at any time and from any location.
- OR1™ .avm allows you to expand the functional scope of A/V management and communication. OR1™ .avm offers you flexible 8 x 8 video management in FULL HD, 4K UHD, 2D and 3D, including PiP and PaP functionality and video streaming with bidirectional audio and telestration functions.



Quality

We know how valuable your time is. We are therefore committed to designing products that meet the highest quality standards. Performance, reliability and the minimization of potential handling errors are particularly important to us.

Since its foundation, the company KARL STORZ has set high quality standards. Endoscopes, medical instruments, equipment and software from KARL STORZ are therefore among the most technically sophisticated and safest products that the market has to offer.





The sustainable functionality of our products is as important to us as it is to you. Our quality standards are therefore as high for service as they are for our endoscopes, medical instruments, units and software products.

With our KARL STORZ Service, you are protected against longer downtimes should any problems arise.

Reliability



Specifications

	AIDA®	AIDA® C
Input voltage:	100-240 VAC	100-240 VAC
Input frequency:	50-60 Hz	50-60 Hz
Output power:	Max. 300 Watt	Max. 300 Watt
Image formats:	BMP, JPG, JPNG	JPG
Video formats:	MPEG-4, MPEG-2, MOV	MPEG-4
Storage locations:	Internal memory (2 TB, FIFO optional) USB storage media via USB 2.0 and 3.0 (stick, HDD, DVD writer) Network drives FTP/SFTP DICOM	Internal memory (1 TB, FIFO optional) USB storage media via USB 2.0 and 3.0 Network drives FTP/SFTP DICOM
Video inputs:	1x DP 1.2a / 1x HDMI 2.0	1x HDMI 2.0
Outputs:	1x DP 1.2a / 1x HDMI 2.0	-
		
Interfaces:	DICOM, HL7	DICOM
Resolution:	Up to 3840 x 2160p	Up to 1920 x 1080p
Color system:	PAL, NTSC	PAL, NTSC
Dimensions:	305 x 74.5 x 355 (w x h x d)	305 x 74.5 x 355 (w x h x d)
Weight:	6 kg	6 kg
Medical device:	Yes, risk class I	Yes, risk class I
Certification:	CE, MDD, CSA	CE, MDD, CSA
Control:	12.5" SMARTSCREEN® Up to 24" touch screen	12.5" SMARTSCREEN® Up to 24" touch screen

Order nos.

AIDA®



WD300-XX*

AIDA®



WD350-XX*

AIDA® with SMARTSCREEN®



AIDA® C



WD310-XX*

AIDA® C



WD360-XX*

AIDA® C with SMARTSCREEN®



XX Please indicate the relevant country code (DE, EN, ES, FR, IT, PT, RU) when placing your order.

It is recommended to check the suitability of the product for the intended procedure prior to use.
Please note that the described products in this medium may not be available yet in all countries due to different regulatory requirements.

More than
75
Years

*Shaping the Future
of Endoscopy with you*

STORZ
KARL STORZ — ENDOSKOPE

THE DIAMOND STANDARD

KARL STORZ SE & Co. KG
Dr.-Karl-Storz-Straße 34, 78532 Tuttlingen/Germany
Postbox 230, 78503 Tuttlingen/Germany
Phone: +49 7461 708-0
Fax: +49 7461 708-105
E-Mail: info@karlstorz.com
www.karlstorz.com

