





Longest Working Length (20.6 cm)

Following the tradition of the USA Series™, CIRCON ACMI introduces the latest in cystourethroscopes—the USA Elite System II—the **longest cystourethroscope working length available (20.6 cm)**. The USA Elite System offers the components you need for every diagnostic and therapeutic procedure. The USA Elite System II Cystourethroscopes provide all of the distinguished features of the USA Series products such as Snap-In Snap-Out™ locking mechanisms, color coding, durability, plus compatibility with resectoscope sheaths without the need of an adapter, and compatibility with CIRCON ACMI's advanced USA Elite System M3™ optical system.



Cystourethroscope Sheath Tip with 330 Series Scissors

Features

- 20.6 cm working length, longest available
- Snap-In Snap-Out locking mechanism
- Stainless steel construction
- Color coding of components
- Slim, oval sheath design
- Minimal beak on sheaths
- Teflon® stopcocks
- Albarran, Cawood, and short bridges
- Visual and UltraGlide™ standard obturators

Benefits

- Easy access to entire lower urinary tract
- Rapid assembly/disassembly, perfect alignment of components
- Enhanced durability
- Easy identification of component compatibility for quick assembly
- Largest accessory capacity in smallest sheath
- Smooth introduction of sheath into urethra, reducing patient discomfort
- Maintain smooth action, prevent leakage, and facilitate cleaning
- Accommodates full range of accessories to meet your needs
- Allows choice of insertion technique

In addition to size color coding, USA Elite System II components incorporate purple color coding to differentiate them from components of other systems.

USA Elite System II Cystourethroscope Components*

System	Telescopes			Sheaths			Obturators			Bridges			Catheterizing Fin/Deflector
	Cat. No.	Color		Cat. No.	Size	Color	Cat. No.	Size	Color	Style	Cat. No.	Sizes	Cat. No.
	M3-0	Y		With Std. Obturator			Standard			Short	E153	All	E162 (for E152 and E158 bridges)
	M3-12	G		E117	17 Fr	R	E117-O	17 Fr	R		E154	All	
	M3-30	W		E121	21 Fr	O	E121-O	21 Fr	O		E159	All	
	M3-70	B		E123	23 Fr	Y	E123-O	23 Fr	Y		E151	21 Fr	
	M3-110	R		E125	25 Fr	G	E125-O	25 Fr	G		E152	23-25 Fr	
											E155	23-25 Fr	
				Without Obturator			Visual			Albarran	E157	21 Fr	E164 for E153
	M3-0A	Y		E117-S	17 Fr	R	E161	21 Fr	O		E158	23-25 Fr	
	M3-12A	G		E121-S	21 Fr	O	E163	23 Fr	Y				
	M3-30A	W		E123-S	23 Fr	Y	E165	25 Fr	G				
	M3-70A	B		E125-S	25 Fr	G							
											Cawood		
									Examining	ECBR**	All		

For USA Elite System II Cystourethroscope Kit ordering information, please refer to p. U-13

COLOR CODES


- B = Blue
- O = Orange
- W = White
- G = Green
- R = Red
- Y = Yellow

* The USA Elite System II components are only compatible with the USA Elite System M3 and USA Series M2 Telescopes
 ** For use with the FO-8168R Telescope only.


Anes
 Arth
 Gastro
 Gyn
 Lap
 Urology
 Video
 Illum
 Ordering
 Index

Sheaths

CIRCON ACMI provides smooth, durable sheaths in 17, 21, 23, and 25 Fr sizes. The longest working length (20.6 cm) available on the market today provides unrestricted access to the entire lower urinary tract. The oval sheath design provides the largest working channel in the smallest size sheath. The obturators are custom-designed for less traumatic insertion of the sheath.



Cystourethroscope Sheath Tip with 330 Series Scissors




Features

- 20.6 cm working length, longest available
- Color coding
- Snap-In Snap-Out™ locking mechanism
- Slim, oval sheath design
- Minimal beak size on sheath
- Graduation marks at centimeter intervals on sheaths
- Teflon® stopcocks

Benefits


- Easy access to lower urinary tract
- Simplifies assembly and minimizes setup time
- Rapid assembly/disassembly; perfect alignment of components
- Provides greatest accessory capacity available for size of sheath
- Smooth introduction of sheath into urethra, reducing patient discomfort
- Easy to determine insertion distance
- Maintain smooth action, prevent leakage, and facilitate cleaning

System	Sheath with Standard Obturator				Sheath Only			
	17 Fr Red	21 Fr Orange	23 Fr Yellow	25 Fr Green	17 Fr Red	21 Fr Orange	23 Fr Yellow	25 Fr Green
	E117	E121	E123	E125	E117-S	E121-S	E123-S	E125-S

Obturators



Standard Obturator




Visual Obturator in Cystourethroscope Sheath

Features

- Visual obturator accepts 0°, 12°, 30°, and 70° telescopes
- Color coding
- Smooth tip
- Snap-In Snap-Out locking mechanism

Benefits

- Allows physician to visualize the urethra and bladder during insertion
- Facilitates assembly
- Insertion is less traumatic to urethra
- Rapid assembly/disassembly; perfect alignment of components

System	Standard Obturator				Visual Obturator			
	17 Fr Red	21 Fr Orange	23 Fr Yellow	25 Fr Green	17 Fr Red	21 Fr Orange	23 Fr Yellow	25 Fr Green
	E117-O	E121-O	E123-O	E125-O	N/A	E161	E163	E165

™ Trademark of Circon Corporation or its Subsidiaries in the U.S. and/or other countries of the world
 ® U.S. registered trademark of Dupont Corporation

Cysto
Gyn
Lap
Urology
Video
Illum
Ordering
Index