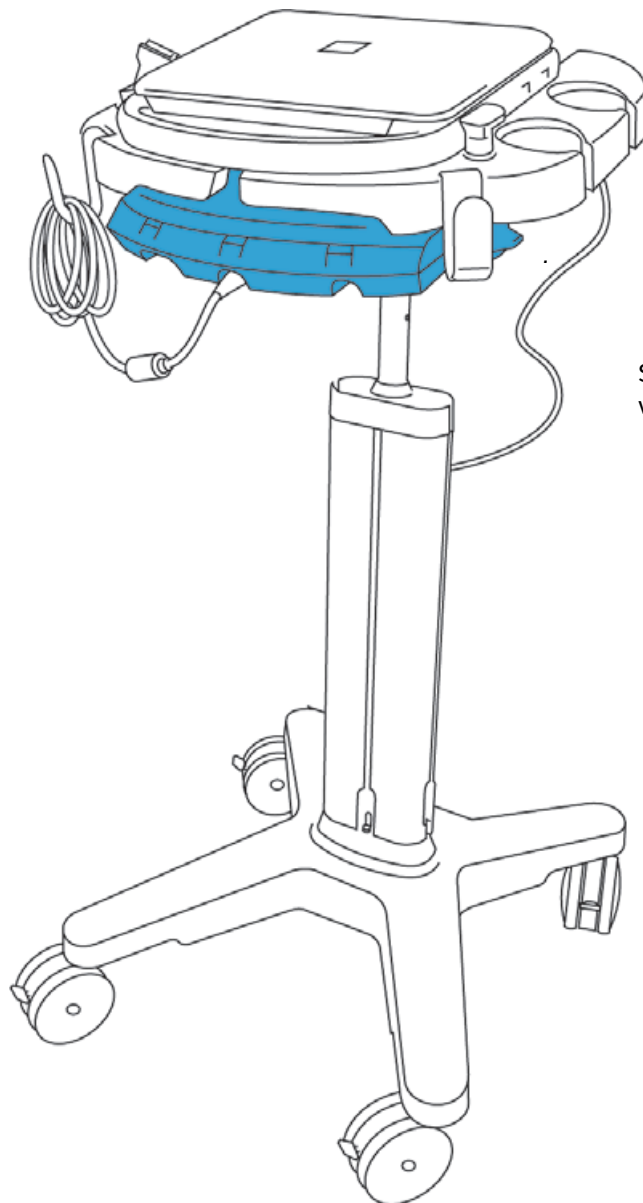


# Triple Transducer Connect (TTC) Assembly Instructions

**FUJIFILM**  
Value from Innovation

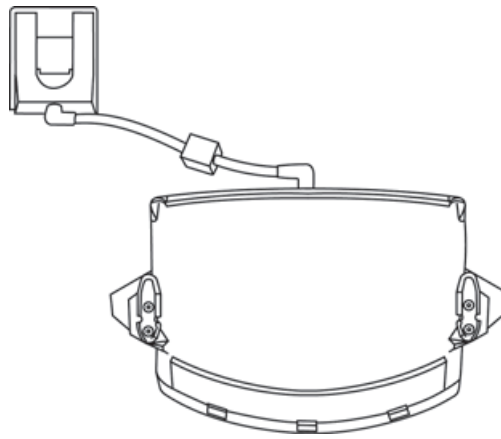
**SonoSite**



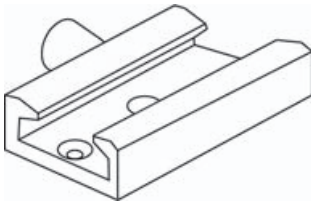
SonoSite Edge II system  
with TTC installed.

## Unpacking the box

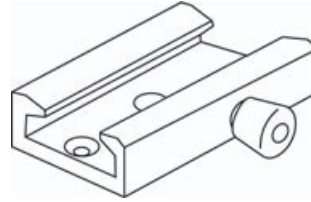
Triple Transducer Connect (1)



Left-side mounting bracket (1)



Right-side mounting bracket (1)



Allen-head screw (4)



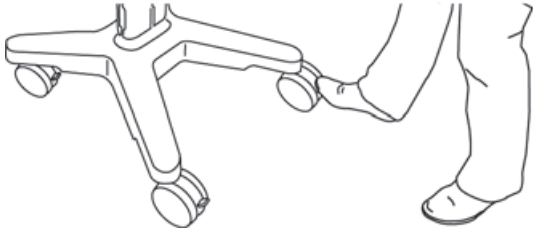
Allen-head wrench (1)



## Preparing the stand

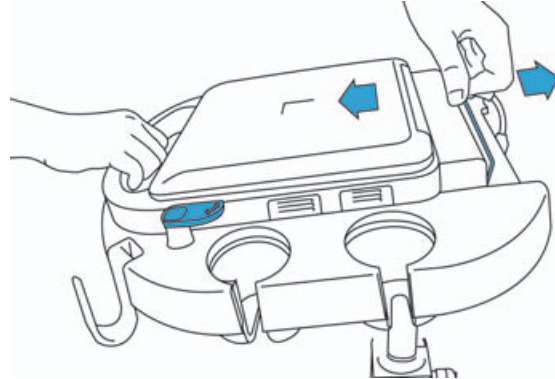
### STEP 1

To lock the stand, press down the lever on two or more wheels.



### STEP 2

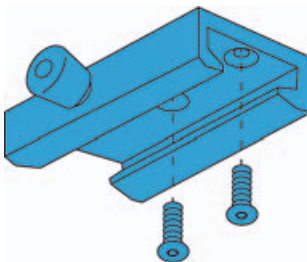
Unlock the system latches. Disconnect the transducer, mini-dock, and any other cables from the ultrasound system, and then remove the system from the stand.



## Attaching the TTC brackets to the stand head

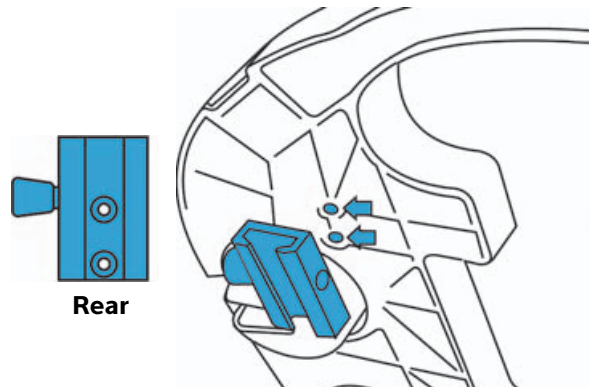
### STEP 3

Insert the screws into the brackets.



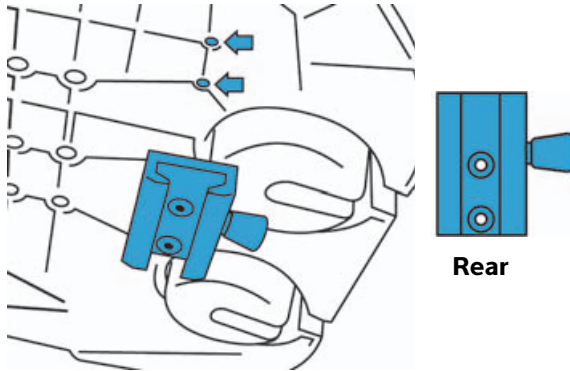
### STEP 4

Using the Allen wrench, attach the left-side mounting bracket to the underside of the stand head. Make sure the latch points outward.



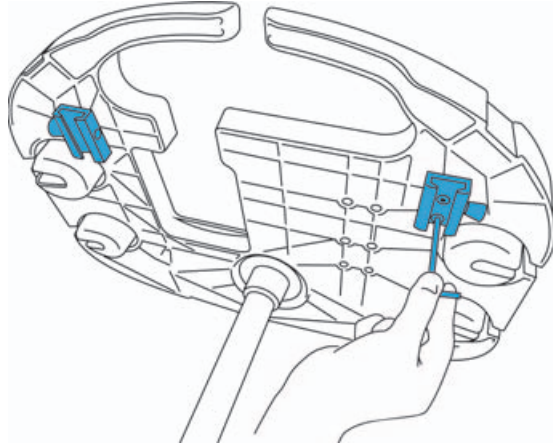
## STEP 5

Using the Allen wrench, attach the right-side mounting bracket to the underside of the stand head. Make sure the latch points outward.



## STEP 6

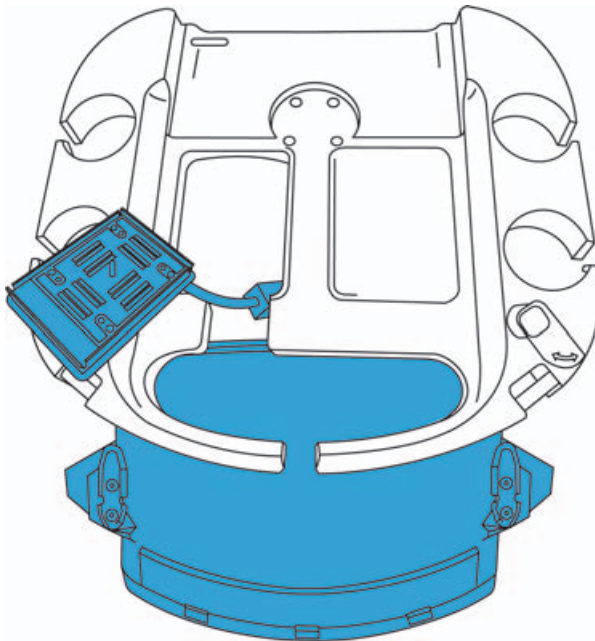
Tighten the bracket screws.



## Inserting the TTC

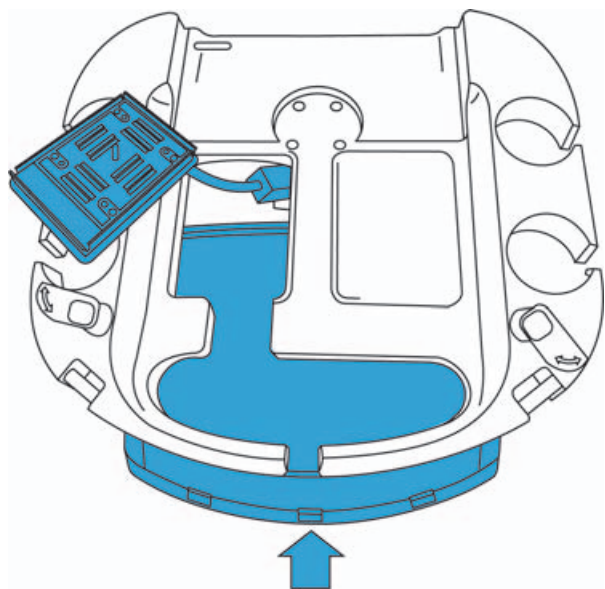
### STEP 7

Insert TTC connector through the bottom of the stand head.



### STEP 8

Slide the TTC into the mounting brackets, and then push to engage the latches on both mounting brackets.



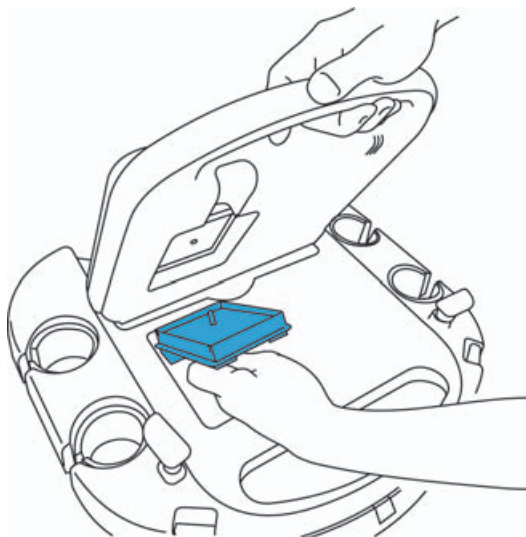
## Connecting the TTC to the ultrasound system

### Caution

To avoid damaging the system, use only peripherals recommended by FUJIFILM SonoSite with the ultrasound system.

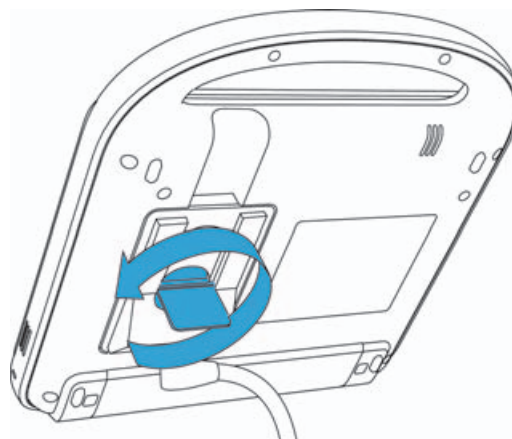
### STEP 9

Insert the TTC connector into the ultrasound system.



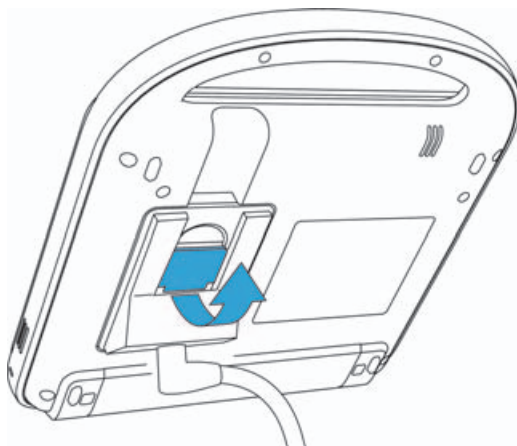
### STEP 10

Rotate the latch counterclockwise.



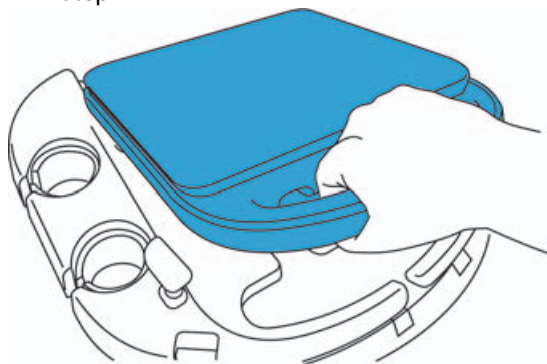
### STEP 11

Flip the latch handle up, securing the connector to the ultrasound system.



### STEP 12

Lower the ultrasound system into the stand head, and lock it in place using the system latches. Reconnect the mini-dock and any cables that were removed in Step 2.



**Caution**

Federal (United States) law restricts this device to sale by or on the order of a physician.

SonoSite Edge, SonoSite, and the SonoSite logo are trademarks or registered trademarks of FUJIFILM SonoSite, Inc. in various jurisdictions. Value from Innovation is a trademark of FUJIFILM Holdings America Corporation.

All other trademarks are the property of their respective owners.

Published March 2017

Copyright © 2017 FUJIFILM SonoSite, Inc. All rights reserved.

**Manufacturer**

FUJIFILM SonoSite, Inc.  
21919 30th Drive SE  
Bothell, WA 98021 USA  
T: 1-888-482-9449 or 1-  
425-951-1200  
F: 1-425-951-1201

**EC Authorized Representative**

Emergo Europe  
Molenstraat 15  
2513 BH, The Hague  
The Netherlands

**Australia Sponsor**

FUJIFILM SonoSite  
Australasia Pty Ltd  
114 Old Pittwater Road  
BROOKVALE, NSW, 2100  
Australia



P04012-08

