

Computerised Lensmeter CL-200



CONNECTING VISIONS



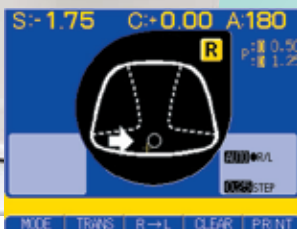
The Topcon CL-200 Lensmeter

Innovative technology with unsurpassed ease of use

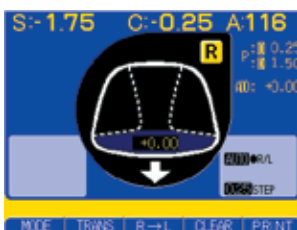
Progressive lens measurement

Sophisticated software makes progressive lens measurement easier and faster than ever before.

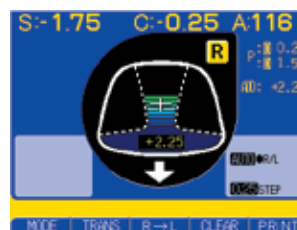
Simple, fast and accurate



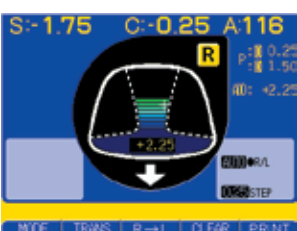
1 The CL-200 recognises progressive lenses and shifts the display to an hourglass graphic and faster than ever before.



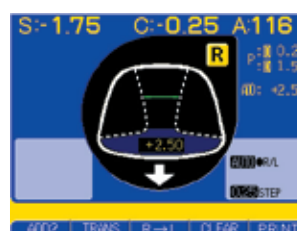
2 Align the lens so that the (+) target is centered.



4 Move the lens table to align the glasses along the near-point section. The (+) target quickly follows your movement and the right and left arrows indicate if the lens needs to be centred. When reaching the maximum ADD, the (+) target will change.




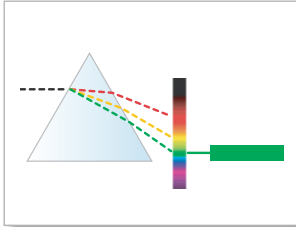
3 As soon as the target is aligned, the lower section of the hourglass indicates the reading for distance Rx and automatically memorises it.



5 The CL-200 recognises progressive lenses and shifts the display to an hourglass graphic and faster than ever before.

Green light reading beam

The CL-200 incorporates a newly developed green light reading beam. ABBE compensation is no longer required with this new ISO 7944 compliant feature. The Topcon CL-200 is the first computerised lensmeter to offer this ISO compliant feature to enhance measurement precision.

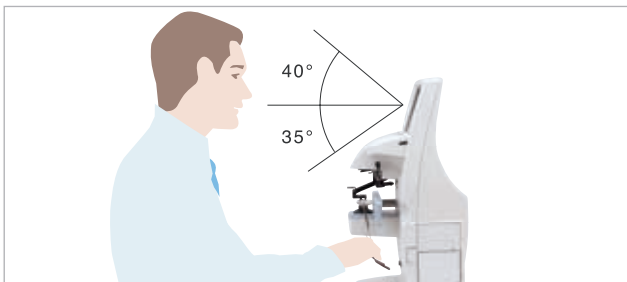


Smart design, consistent results

Ingenuity in the CL-200 design presents a slim, modern look while providing consistent and reliable results.

Comfortable operation

The LCD screen view covers a 75 degree angle of observation allowing clear, comfortable readings from virtually any position regardless of the operator's height. A conveniently located knob permits the brightness of the screen to be adjusted to best suit the working environment.




New colour LCD screen

The wider, newly designed colour LCD simplifies interpretation of the readings, even with progressive lenses. The dynamic colour measuring graphics show the ADD values as they are being measured, providing better control and ease of use.



New lens table

The magnetically operated lens table slides smoothly for easy and comfortable lens reading. Even when measuring small progressive lenses with a nearpoint close to the edge, its smart and minimal design makes measurement of all types of lenses fast and easy.



Contact lens measurement

Contact lenses can easily and comfortably be measured using the CL-200 lens plate and ring accessories that come as standard with the instrument.



Models

The CL-200 comes in a variety of models to accommodate the needs of all practitioners: CL-200 without printer (CL200), CL-200 with printer (CL-200P), and CL-200 with printer and PD measurement (CL-200PD).

Fast, easy to load printer

Just drop the roll of paper in the printer receptacle and the quick and quiet printer is ready to work! Awkward threading or sliding of the printing paper is avoided.



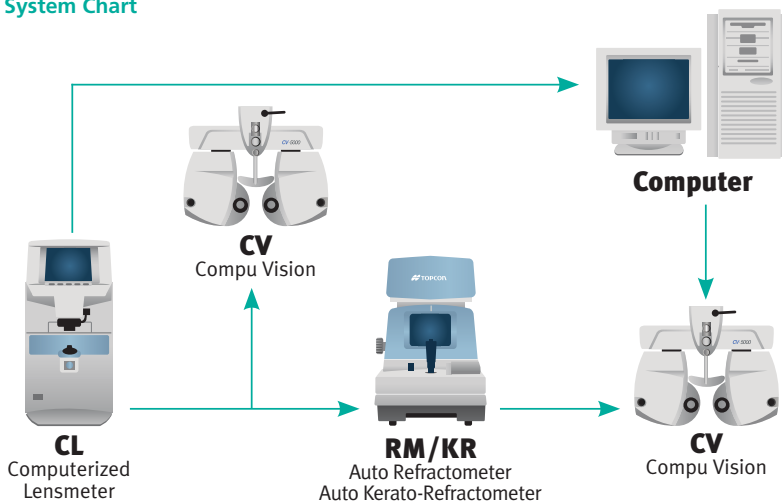
Small and convenient accessory box

A conveniently located compartment in the back of the instrument provides space to store accessories, ink cartridges and paper.

Specifications

Measurement range	
Sphere	0 to ± 25 D (0,10/0,12/0,25D steps)
Cylinder	0 to ± 10 D (0,10/0,12/0,25D steps)
Axis	1° to 180° (1° step)
Addition	0 to + 10 D (0,10/0,12/0,25D steps)
Prism	0 to ± 10Δ (0,01/0,12/0,25Δ steps)
Cylinder mode	Mix / - / +
Prism mode	X-Y (Orthogonal coordinates), P-B (Polar coordinates), No display
Lens detection	Single / Progressive / Auto
Light Source	Green
Wavelength criterion	e-lined / d-line with ABBE compensation
Lens diameter	Ø 5 to 100 mm
Screen	5,7 inch / 320 x 240 dots colour
Data display	S, C, A, P, Add, R/L Bar-meter, distance Rx, add power
PD-Measurement range (on PD model only)	50-90 mm
External Interface	RS232C x 2, USB(2.0) x 1
Power supply	100-240V / 50VA (Auto shut-off in 10 minutes)
Dimensions	200(W) x 220(D) x 410(H) mm
Weight	Approx. 4kg
Drop-in fast printer	Thermal printer

System Chart



TOPCON CORPORATION

TOPCON CORPORATION

* Subject to change in design and/or specifications without advanced notice.

IMPORTANT In order to obtain the best results with this instrument, please be sure to review all user instructions prior to operation.

Topcon Europe Medical B.V.
Essebaan 11; 2908 LJ Capelle a/d IJssel; P.O. Box 145;
2900 AC Capelle a/d IJssel; The Netherlands
Phone: (+31) 10 4585077; Fax: (+31) 10 4585045
E-mail: medical@topcon.nl; www.topcon.eu

Topcon Deutschland GmbH
Giesslerallee 31; D-47877 Willich, Germany
Phone: (+49) 2154 885 0; Fax: (+49) 2154 885 177
E-mail: info@topcon.de; www.topcon.de

Topcon Scandinavia A.B.
Neogatan 2; P.O. Box 25; 43151 Mölndal, Sweden
Phone: (+46) 31 7109200; Fax: (+46) 31 7109249
E-mail: medical@topcon.se; www.topcon.se

Topcon Danmark
Praestemarksvej 25; 4000 Roskilde, Danmark
Phone: (+45) 46 327500; Fax: (+45) 46 327555
E-mail: info@topcondanmark.dk
www.topcondanmark.dk

Topcon España S.A.
HEAD OFFICE; Frederic Mompou, 5; 08960 Sant Just
Desvern; Barcelona, Spain
Phone: (+34) 93 4734057; Fax: (+34) 93 4191532
E-mail: medica@topcon.es; www.topcon.es

Topcon S.A.R.L.
HEAD OFFICE; 89, rue de Paris; 92585 Clichy, France
Phone: (+33) 1 41069494; Fax: (+33) 1 47390251
E-mail: topcon@topcon.fr; www.topcon.fr

Topcon Italy
Viale dell' Industria 60; 20037 PADERNO DUGNANO;
(MI) ITALY
Phone: (+39) 02 9186671; Fax: (+39) 02 91081091
E-mail: topconitaly@tiscali.it; www.topcon.it

Topcon (Great Britain) Ltd.
Topcon House; Kennet Side; Bone Lane; Newbury
Berkshire RG14 5PX; United Kingdom
Phone: (+44) 1635 551120; Fax: (+44) 1635 551170
E-mail: info@topcon.co.uk; www.topcon.co.uk

Topcon Ireland
Unit 69, Western Parkway; Business Centre
Lower Ballymount Road; Dublin 12
Phone: (+353) 1460 0021; Fax: (+353) 1460 0129
E-mail: topcon@indigo.ie