

# BeneView T5 / T8

## Patient monitor

The materials and information provided via this brochure are distributed internationally, but not all the products or services found on this brochure are necessarily available in your country or area. Please contact local office or agents to make sure of the availability of the relevant products or services.

**Brazil**  
Address: Rua Joaquim Floriano, 488, floor Intermediário - cj 02, Itaim Bibi, São Paulo - SP, CEP 04534-002, Brazil  
Tel: (55-11) 3078-8026

**Canada**  
Address: 4250 Kingsway, Suite 206, Burnaby, BC, Canada V5H 4T7  
Tel: (1-604) 451-1199

**Egypt**  
Address: 24th floor, 34 EL-Obour Buildings, Salah Salem Street, Heliopolis, Cairo, Egypt  
Tel: (20-2) 2260-9728

**France**  
Address: Europarc Créteil Cedex 123, Chemin des Bassins 94000 Créteil France  
Tel: (33-1) 4513-9145

**Germany**  
Address: Zwischen den Bächen 4, 64625 Bensheim  
Tel: (49-6251) 17524-0

**India**  
Address: Unit No. 401/402, NDM-1, Netaji Subhash Place Wazirpur District Centre, New Delhi 110 034 India  
Tel: (91-11) 4923-0000

**Indonesia**  
Address: Menara Dea 1, Suite 301, Kav E4 No.3/1, Mega Kuningan, Jakarta Selatan 12950, Indonesia  
Tel: (62-21) 576-2650

**Italy**  
Address: Via Girardo Patecchio, 4 - 20141 Milano, Italy  
Tel: (39-02) 57402-4444

**Mexico**  
Address: Insurgentes Sur # 1787 Piso 2, Col. Guadalupe Inn, Mexico D.F. 01020  
Tel: (52-55) 5661-9450

**Netherlands**  
Address: Saturnusstraat 17, 2132HB Hoofddorp, The Netherlands  
Tel: (31-23) 574-9656

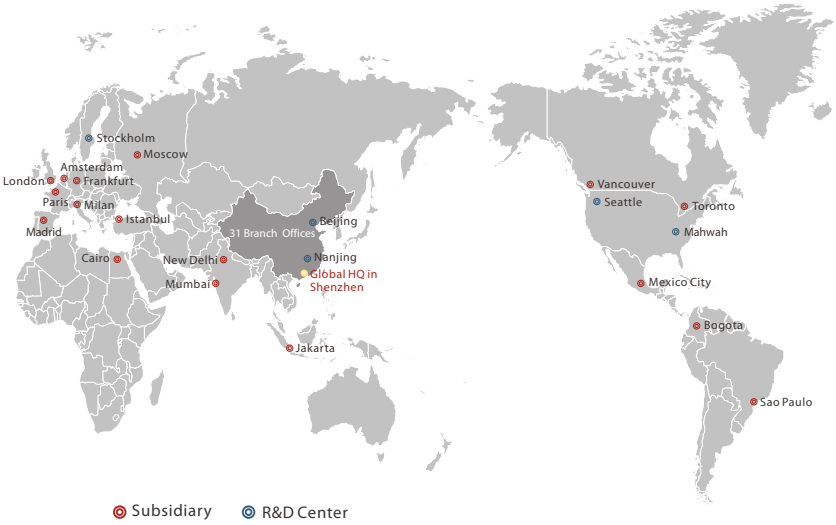
**Russia**  
Address: Kondratyuka Str. 3 129515, Moscow  
Tel: (7-499) 553-6036

**Spain**  
Address: Avenida Manoteras 38, Bloque B, Bajo B008. Madrid 28050, Spain  
Tel: (34-91)392-3754

**Turkey**  
Address: General Ali Rıza Gürcan Cad. Metropol Center No:31 A Blok K.13 D.52 Merter/Istanbul, Turkey  
Tel: (90-212) 482-0877

**UK**  
Address: 3 Percy Road, St. John's Park, Huntingdon, Cambs, PE29 6SZ, United Kingdom  
Tel: (44-1480) 416-840

**USA**  
Address: 800 MacArthur Blvd., Mahwah, NJ 07430-0619, USA  
Tel: (1-800) 288 2121, (1-201) 995-8000



# BeneView T5 / T8

## Patient monitor



## Modular Patient Monitor for Intermediate and Critical Care

DISTRIBUTOR:



MINDRAY is a trademark of Shenzhen Mindray Bio-Medical Electronics Co., Ltd. Specifications subject to changes without prior notice.  
© 2010 Shenzhen Mindray Bio-Medical Electronics Co., Ltd. All rights reserved.  
P/N:ENG-BeneView T8/T5-420285-20110110

**mindray**  
Mindray is listed on the NYSE under the symbol "MR"  
Mindray Building, Keji 12th Road South, High-tech Industrial Park,  
Nanshan, Shenzhen 518057, P.R. China  
Tel: +86 755 8188 8998 Fax: +86 755 26582680  
E-mail: intl-market@mindray.com Website: www.mindray.com

**mindray**  
healthcare within reach



# Design for clinical needs

**We understand the need for accurate and reliable information to assist in developing a suitable care plan for a wide variety of patients. Working with clinicians, Mindray designed the BeneView range to deliver the performance and features required to monitor even the most critical of patients.**

The fully configurable, modular BeneView offers the capability and parameters that you need to monitor patients at all levels of acuity. With powerful functionality and flexible configurations, the BeneView series gives care teams the vital information they need at the bedside or during transport.

High resolution displays and user-defined layouts provide the exceptional visibility and usability needed for all monitoring applications.

BeneView's Multi-Parameter Module (MPM) offers the ability to easily transfer your patient from one monitor to another without the need to disconnect cables and sensors simply by moving the MPM. The MPM stores up to

24 hours of patient data - ensuring continuity of information during transfer.

BeneView patient monitors are designed to meet your monitoring needs for a wide range of patients from adult to neonate in most clinical environments, from operating rooms to intensive care; from neonatal intensive care to coronary care units.

Standard parameters in the MPM include ECG, SpO<sub>2</sub>, NIBP, Temperature and Invasive Blood Pressures. Choose between Nellcor and Masimo's Motion-tolerant SpO<sub>2</sub>. Optional 12 lead ECG with arrhythmia and ST analysis can be chosen for your more critical patients.

The modular design enables clinicians to easily choose additional parameters to suit the patient's acuity. These include extra invasive blood pressure channels, Continuous Cardiac Output, ICG, ScvO<sub>2</sub>, CO<sub>2</sub>, Respiratory Functions, Respiratory Gas Monitoring and Aspect BISx or BISx4 functionality. The BeneView range is designed to make it easy for you to add new features and software to meet your changing clinical needs.

Designed with an open architecture, BeneView streamlines your workflow and makes patient information more accessible by acquiring data from other bedside devices and communicating with your hospital information system.



# Easy-to-Use

High resolution 12.1" (T5) / 17" (T8) touchscreen offers a choice of display modes for optimal visualisation of data, and makes many functions quickly accessible through simple, one-touch commands

Compact Multi-Parameter Module integrates your most frequently used parameters into a single unit

The Multi-gas Module offers comprehensive breath-by-breath analysis of inspired and expired O<sub>2</sub>, CO<sub>2</sub>, N<sub>2</sub>O and five anaesthetic agents

- Smallest in size
- Plug-and-play, easy to share
- Automatic agent identification
- Minimum sampling rate of 70 ml/min, suitable for adult, pediatric, and neonate
- BIS measurement can be Integrated

User-configurable quick keys access your most frequently used and essential functions

Quick-function buttons

Screen layout can be changed easily

Lock key at the bottom prevents from unintentional unplugging

Your preferred screen layout, quick keys and monitor settings can be saved as user-configurations. 10 user-configurations can be stored in the BeneView and up to 100 additional user configurations can be saved on a memory stick. With up to 12 Waveforms on the T8 and up to 8 waveforms on the T5 combined with comprehensive numeric data, BeneView gives clinicians see a full picture of the patient's condition.

Offering 8 additional module bays, the BeneView Satellite Module Rack enables clinicians to add parameters - easily expanding the capability of the monitor. A wide range of parameter modules are available to meet the needs of the highest acuity patients.

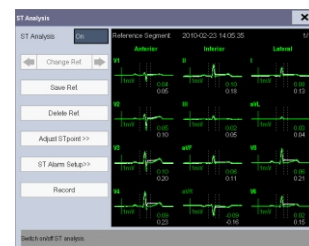




# More information at bedside improves patient care

The high resolution touchscreen, 1280\*1024 for T8, 800\*600 for T5, offers exceptional visibility for waveforms and numerical data. Additional, BeneView offers clinicians more information such as 12-lead arrhythmia and ST segment analysis, cardiac output measurement, respiratory loops and OxyCRG etc.

BeneView can connect to up to three remote displays to give access to even more vital information. Clinicians can configure the displays to show the information they really need. From real-time patient data and trends to PACS images and lab results – they are all there – saving time and presenting the information that caregivers need to make the right decisions for their patients.



12-lead ST Analysis



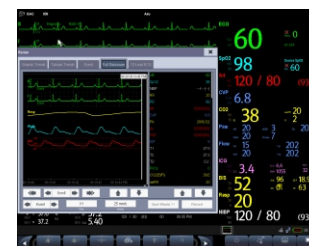
Cardiac Output



Respiratory Loop



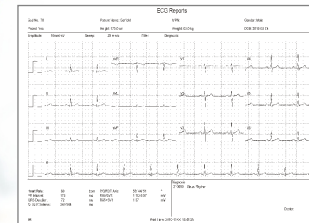
OxyCRG



Full Disclosure Waveforms



Tabular Trend



12-lead ECG Report



View-Other-Patient



BeneView has extensive data storage and management capability enabling caregivers to view and manipulate critical patient information.

- Up to 48 hours of Full Disclosure waveforms and numeric data.
- Review up to 120 hours of tabular and graphic trends including OxyCRG.
- Print reports on the integral recorder or to a networked printer.
- For added peace of mind in busy departments, the View-Other-Patient function enables clinicians to view other patients on the network at the bedside where they are working. Monitoring station.

In the operating room, anaesthetists can configure the BeneView to meet the monitoring needs of the patient and separate views can be displayed on the remote displays to give surgeons and perfusionists the information they require.

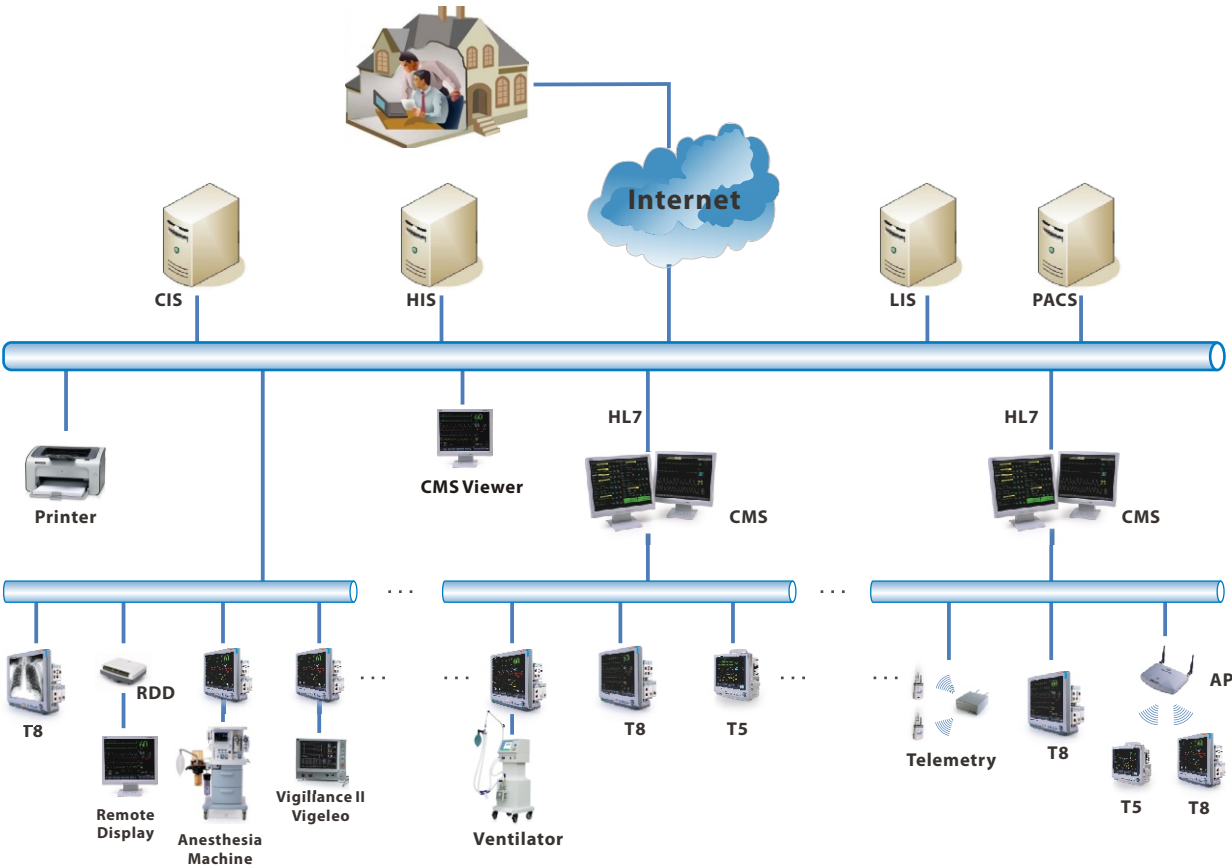
To help caregivers control the risk of infection from patients in isolation, a remote display can be placed outside the room, enabling clinicians to view vital patient data viewed without entering the room.



# Advanced platform streamlines the workflow within hospital

The Multi-parameter Module stores up to 24 hours of patient data. Critical information can move with the patient throughout the hospital, e.g. from Emergency room to OR or from OR to ICU – giving caregivers an uninterrupted view of their patient's situation.

The MPM is easy to move, it enables transfer of patients without the need to uncouple cables or reconfigure the monitor allowing the clinician to focus on the patient.



**The open architecture of BeneView offers extensive connectivity options.**

- Using the plug-and-play BeneLink Module, up to four other devices, such as ventilators, can be connected to your monitor - delivering more information to you at the bedside.
- With HL7 protocol and gateway capability, BeneView can interface with your Hospital Information System or Clinical Information System. Patients are easily admitted and important vital signs data can be transferred to the patient's record. This efficient process improves productivity, reduces the risk of transcription errors and allows caregivers to focus on the patient.
- Images from the PACS system and results from the laboratory are displayed clearly on the BeneView, or on a secondary display, giving clinicians access to the information needed to support clinical decision making and enhance patient care.
- Our innovative clinical network solutions allow continuity of patient monitoring throughout your clinical area. Caregivers can view real-time physiologic data and comprehensive trend information at the Hypervisor Central Monitoring Station. Hypervisor provides a complete solution for your wired or wireless LAN, combining effective and flexible monitoring capability and clinical support tools with an intuitive user interface.