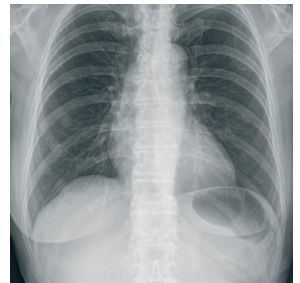


Uncompromising image quality

CR 30-X

your **high-volume** table-top CR system



compact

Looking for an affordable way to go from analog to digital? Look no further than the CR 30-X, Agfa HealthCare's high-throughput, compact, table-top Computed Radiography (CR) system. This single slot digitizer combines high image quality with high throughput.

A compact and convenient CR solution, the CR 30-X is easy to install, use and maintain, and provides seamless integration, from X-ray exposure to print or softcopy. Flexible and robust, it uses proven technologies to ensure uncompromising and consistent image quality.

For decentralized General Radiography (ICU, Emergency), military field hospitals, orthopaedic, dental, chiropractic and veterinary use, the CR 30-X is the ideal solution.



Versatile and high-volume

The CR 30-X is a highly versatile high-throughput digitizer. It offers an ideal solution for any private and decentralized CR environment, especially one with a high volume of imaging. The CR 30-X can handle all general radiology, orthopaedic, chiropractic, Full Leg/Full Spine, dental and even veterinary applications. Yet its simple installation – requiring no additional electrical work – modular design, auto-calibrations and the latest LED technologies keep maintenance minimal and the total cost of ownership low.

Easy to use

The CR 30-X works in conjunction with the NX image acquisition station, Agfa HealthCare's powerful image identification and quality control tool. Designed to be intuitive to use, the NX's touch screen enables the radiographer to carry out effortlessly, and with minimal training, a complete digital X-ray exposure.

In addition, the CR 30-X uses MUSICA² intelligent image processing to automatically optimize the final image quality without the need for human intervention. These capabilities,

combined with in-room integration and high throughput, enable radiographers to enjoy more convenient and faster workflow throughout the imaging process.

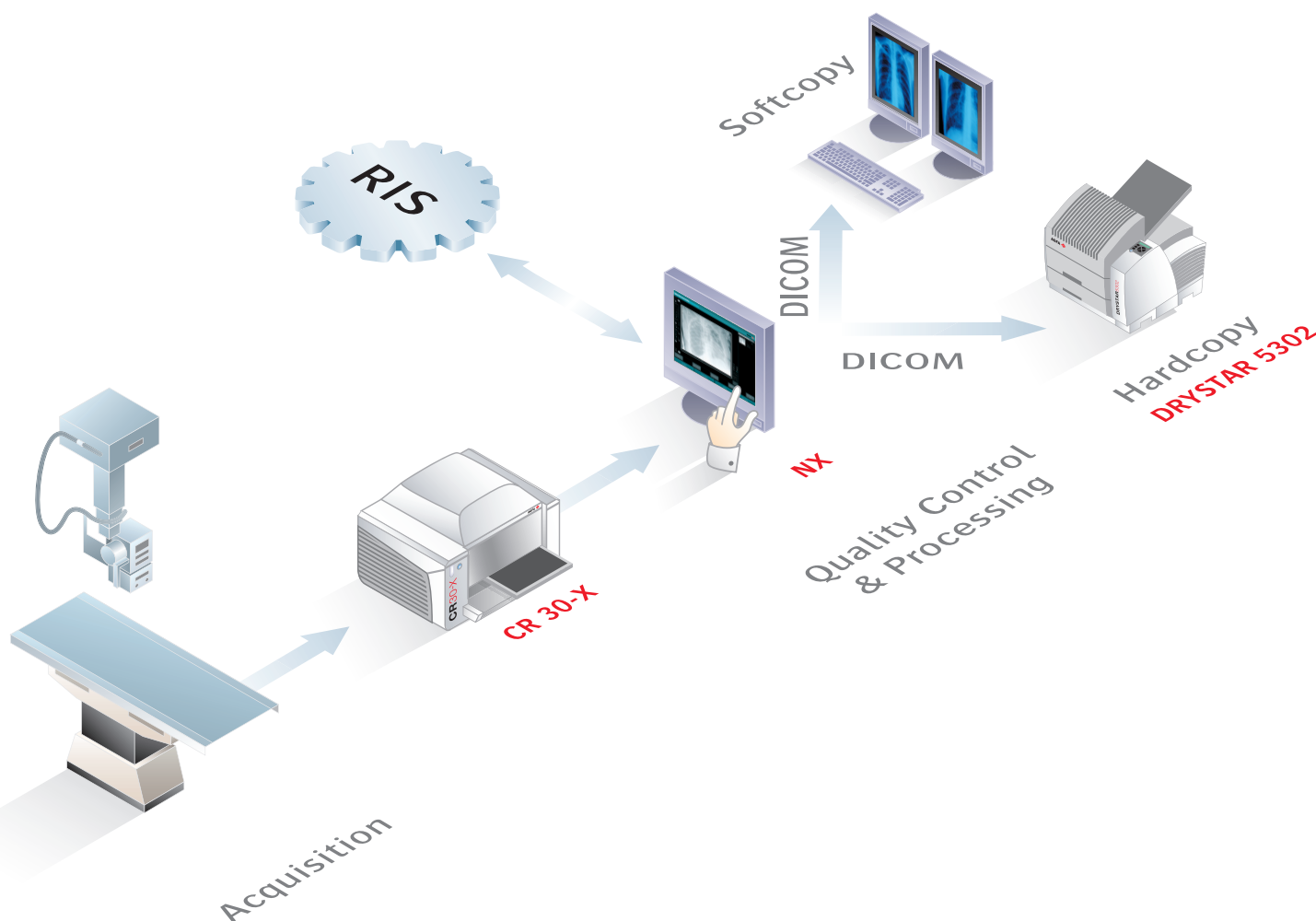
Seamlessly integrated complete systems

The CR 30-X and NX workstations are just two of Agfa HealthCare's broad portfolio of solution components. Designed to enable you to achieve a seamlessly integrated digital workflow – from patient registration on the RIS to final display of softcopy or hardcopy images – the CR 30-X uses well defined DICOM protocols for all steps in the digital workflow.

The intelligent choice

Uncompromising high quality images. Fast preview and high throughput. Low cost of ownership. Ease of use. And the capability to integrate seamlessly with other systems into a convenient workflow... These are the elements that make the CR 30-X system the intelligent choice for professionals.

From acquisition to processing to display and archiving, Agfa HealthCare provides a **complete integrated solution.**



suited

to your needs

Decentralized hospital departments

Whether in Emergency or Intensive Care, speedy access to information is absolutely vital. The CR 30-X provides high quality, fast and affordable image capture in a compact solution that is ideal for in-room integration, thereby increasing patient comfort.

Orthopaedics and Chiropractics

The drive is on for an affordable way to go digital. With the CR 30-X there are no chemicals and no need for film storage. Its table-top size makes it ideal for smaller enterprises, while its DICOM compatibility allows the transmission of images to local networks – or even over the internet – to a colleague or to a physician working from home. The result is fast and convenient workflow.

Dental

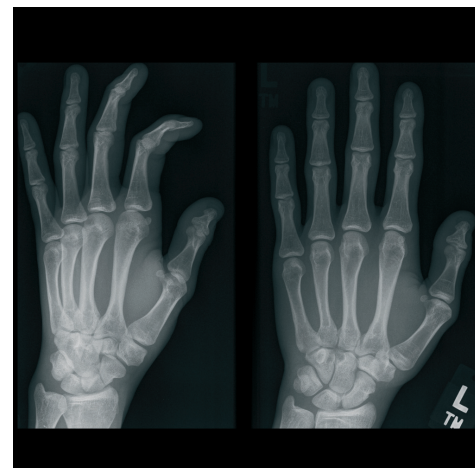
Capable of supporting panoramic plates and cassettes, the CR 30-X's small footprint makes it ideal for practices with limited space. It requires no chemicals for image processing, yet still achieves a high throughput that decreases patient waiting times.

Military

Achieving high quality X-ray images while in inaccessible locations is a challenge regularly faced by the military. With the CR 30-X's robust system, you will enjoy all the benefits of a small and mobile CR system that requires no chemicals or data storage – all without image quality compromise, even when transmitting images to remote radiologists outside the zone of operations.

Veterinary

Producing high quality images while working in environments where maintaining clinical cleanliness is difficult, can be problematic. The CR 30-X's robust construction and horizontal plate handling make it ideal for use in mobile facilities such as vans and trucks. An affordable way to go digital and easy to learn to use, the CR 30-X facilitates more efficient workflow.





uncompromising

image quality



High image quality and throughput without compromise

The CR 30-X uses Agfa HealthCare's long-term experience in CR and intelligent image processing to provide image quality without compromise.

It scans at a spatial resolution of 10 pixel/mm before processing the image using MUSICA², Agfa HealthCare's patented, market-leading intelligent image processing software. By scanning the phosphor plate at the full width of 43 cm, the CR 30-X combines high quality with high throughput.

Add to this the CR 30-X's support for all popular cassette formats, including panoramic, and you have reliable, highest-quality image capture.

Compact and versatile

The CR 30-X's imaging plates are housed in a cassette that is inserted horizontally, for a compact, table-top, single slot digitizer that requires minimal space and offers easy integration in vans, trucks and other mobile facilities. The result is a system that can be used in a wide variety of environments, particularly those where space is an issue.

The CR 30-X also comes with a range of optional accessories for mobile usage including an all-in-one cart to keep the CR30-X within easy reach, maximize the available space and facilitate transportation. A mobile kit securely fixes the digitizer in a truck or van.



Specifications

CR 30-X

NX

General

- Model number: 5175/200
- Single cassette feed
- Throughput:
 - 35 x 43 cm (14x17") = approx 60 plates/hour
 - 35 x 35 cm (14 x 14") = approx 60 plates/hour
 - 24 x 30 cm (9.5 x 12") = approx 71 plates/hour
 - 18 x 24 cm (7 x 9.5") = approx 76 plates/hour
 - 15 x 30 cm (6 x 12") = approx 82 plates/hour(depending on size and application)

Display

- LED status Indicator
- Status and error messages on external PC monitor

Grayscale resolution

- Data acquisition: 20 bits/pixel
- Output to processor: 16 bits/pixel

Dimensions and weight

- (W x D x H): 693 x 701 x 546 mm (27.2 x 27.6 x 21.5")
Depth including input tray: 786 mm (30.94")
- Weight: Approx.: 72 kg (158 lbs)

Installation

- Carried out by an Agfa HealthCare qualified application engineer
- To ensure an optimal performance of this software, it will only be installed on PCs delivered by Agfa HealthCare Compliance.

Security

- HIPAA compliant (Health Insurance Portability and Accountability Act)
- Secure profiles for key users

Compliance

- NX supports enhanced features such as RIS Protocol Codes, RIS Mapping, Modality Performed Procedure Step (MPPS), Storage Commit, Grayscale Softcopy Presentation State (GSPS), Grayscale Standard Display Function (GSDF), CR or DX SOP Class for storage, presentation or processing.
- For a complete list of the DICOM conformance statements, please visit www.agfa.com/healthcare/dicom
- For a complete list of the IHE integration statements, please visit www.agfa.com/healthcare/ihe

Accepted Cassette Sizes	Spatial Resolution	Pixel Matrix Size
----------------------------	--------------------	----------------------

CR MD4.0T General Cassettes

35 x 43 cm (14 x 17")	10 pixels/mm	3480 x 4248
35 x 35 cm (14 x 14")	10 pixels/mm	3480 x 3480
24 x 30 cm (9.5 x 12")	10 pixels/mm	2328 x 2928
18 x 24 cm (7 x 9.5")	10 pixels/mm	1728 x 2328
15 x 30 cm (6 x 12")	10 pixels/mm	1440 x 2928

CR MD 4.0T FLFS Cassettes

35 x 43 cm (14 x 17")	10 pixels/mm	3480 x 4248
-----------------------	--------------	-------------

Agfa and the Agfa rhombus are trademarks of Agfa-Gevaert N.V., Belgium, or its affiliates. MUSICA is a trademark of Agfa HealthCare NV, Belgium or its affiliates. All other trademarks are held by their respective owners and are used in an editorial fashion with no intention of infringement. The data in this publication are for illustration purposes only and do not necessarily represent standards or specifications, which must be met by Agfa HealthCare. All information contained herein is intended for guidance purposes only, and characteristics of the products and services described in this publication can be changed at any time without notice. Products and services may not be available for your local area. Please contact your local sales representative at agfa.com for availability information. Agfa HealthCare diligently strives to provide as accurate information as possible, but shall not be responsible for any typographical error.

© 2011 Agfa HealthCare NV
All rights reserved
Printed in Belgium
Published by Agfa HealthCare NV
B-2640 Mortsel - Belgium

5SYA8 GB 00201109

www.agfa.com/healthcare