


You expect the highest levels of versatility and reliability.
We do too.



Perfect for every porcelain.

Whip Mix porcelain furnaces are considered some of the most reliable furnaces in the industry. Adding to our innovations is intelligent design focused on speed and accuracy for real time situations. The bottom line: You work smart and prevent remakes.



Item No.	Description
93005	115V/60Hz
93015	230V/50Hz

PRO 200

The industry's standard furnace for firing all dental ceramics. High-quality, quartz firing muffle and electronics that consistently produce a homogeneous heat transfer for a fast and accurate result each and every cycle.

- 200 freely selectable firing programs give you more than enough space for multiple porcelains
- Advanced cycles for IPS e.max®, In Ceram®, Wol-Ceram®, Captek™ sintered alloys and advanced porcelain products enables user to determine the ideal temperature to fire any porcelain on the market accurately.
- Large, 4-line, 20 character LCD Screen means easy-to-read time, temp. and vacuum information
- Night mode program extends electronics life and saves time in the morning
- Patented fast cooling feature saves time
- 3 Year Warranty or 3750 muffle hours on unit, muffle and thermocouple (US & Canada only)

"We've been using Whip Mix furnaces for years. They are reliable, dependable and easy to use. The fast cool feature is great! Good engineering. That's why we have eight of them!"

Louis Mac Perry, Jr.
Perry and Young, Aurora, CO



Item No.	Description
91600	115V/60Hz
91601	230V/50Hz

FIRELITE

The perfect furnace for labs that demand the combination of performance and accuracy with cost savings. And with a small footprint and multi-position keypad/display panel, this porcelain furnace is easy to use.

Many of the same features as the Pro 200, plus:

- Stores up to 50 firing programs you can customize for any type of porcelain
- Two-point calibration ensures firing accuracy for low- and high-fusing porcelains
- Fast-cool cycle uses vacuum to cool the muffle, reducing down time between firing cycles
- 3 Year Warranty or 3750 muffle hours on unit, muffle and thermocouple (US & Canada only)

"The Firelite is easy to program. Very user friendly and economical. As a small lab I did not need all the bells and whistles, I just needed something reliable that fires porcelain."

Gary Van De Pole.
Mitchell Dental Lab,
Fort Dodge, IA



Adjustable keypad/display panel can be angled for easy reading.

A new level of true pressing control.

Pressing with Whip Mix Pressing furnaces introduces a whole new level of throughput and dependability. These furnaces redefine the concepts of “reliability” and “consistency” and apply them to your production day in and day out. Depend upon the Whip Mix ProPress 200 and the new ProPress SP to enable you to reliably press and fire any porcelain on the market using conventional or advanced cycles.



Item No.	Description
92025	115V/60Hz
92035	230V/50Hz

PROPRESS SP

Our engineers have done it again with a unique design that monitors the flow of the glass and senses the movement of the ceramic into the ring in real time. When the mold is filled, the table is rapidly lowered, minimizing the formation of the reaction layer.

- Enables successful pressing of more units per ring
- Presses faster than conventional pressing furnaces
- Minimizes or eliminates the reaction layer
- Facilitates successful pressing with cracked molds
- 3 Year Warranty or 3750 muffle hours on unit, muffle and thermocouple (US & Canada only)

“I had a failed pressing in one of my pressing furnaces. I then re-waxed and re-pressed the same configuration in my ProPress SP with no change in the mixing, benchset, or burnout procedures — and it worked flawlessly. This is an outstanding pressing furnace. I wouldn’t want to be pressing without it!!!!”

Tim Tyndall, CDT
Creative Expressions Digital
Crown & Bridge
Winterville, NC

PROPRESS 200 FURNACE

ProPress 200 Porcelain Furnaces not only press all of the pressable ceramics available, but also fire every dental porcelain on the market using advanced cycles for IPS e.max,[®] In Ceram,[®] Wol-Ceram,[®] Captek,[™] sintered alloys and advanced porcelain products.

- 200 open programs, 1 and 2-stage firing
- Patented Quick-Cool Jet cools the muffle twice as fast
- Advanced cycles for IPS e.max,[®] In Ceram,[®] Wol-Ceram,[®] Captek,[™] sintered alloys and advanced porcelain products enables user to determine the ideal temperature to fire any porcelain on the market.
- USB port enables user to transfer programs, upgrades with the included Flash Drive
- 3 Year Warranty or 3750 muffle hours on unit, muffle and thermocouple (US & Canada only)

“I use the ProPress 200 to press all my e.max[®] crowns. It presses perfect every time, with minimal reaction layer.”

Scott Bready
Robertshaw Dental Lab,
Nanaimo, BC, Canada



Item No.	Description
92005	115V/60Hz
92015	230V/50Hz

Jelrus Burnout Furnaces



Item No.	Description
96403	Infinity M30 115V Medium
96402	Infinity L30 115V Large
96407	Infinity M30 230V Medium
96406	Infinity L30 230V Large

INFINITY DIGITAL LOW PROFILE BURNOUT FURNACES

- Multiple stage burnout capability
- Up to four different stages and 30 program slots
- Highest accuracy with even heat distribution
- Program adjustable while in process
- Overnight timer
- LED Time-Line-Graph shows progress at a glance
- Cool-touch counter-balanced stainless steel door
- UL, CE and CSA certified for your safety
- One year warranty



Item No.	Description
96401	PDQ Digital 115V Medium
96400	PDQ Digital 115V Large
96405	PDQ Digital 230V Medium
96404	PDQ Digital 230V Large

PDQ DIGITAL LOW PROFILE BURNOUT FURNACES

- Fully automatic single-phase, single program capability
- Highest accuracy with even heat distribution
- Program adjustable while in process
- Overnight timer
- LED Time-Line-Graph shows progress at a glance
- Cool-touch counter-balanced stainless steel door
- UL, CE and CSA certified for your safety
- One year warranty



The standard for dependability and affordability.

The time-proven Jelrus Infinity and Jelrus PDQ furnaces have always set the standard for dependability and affordability. Now we've taken it to the next level by combining even better performance with a sleek, lower profile and a fresh look. Whip Mix Jelrus furnaces are fully automatic, easy to use and feature set-it-and-forget-it technology.

- For use with all pressable ceramic and casting investments
- Extremely robust and dependable
- Easy to program
- Temperature is easily calibrated
- Sleek, lower profile helps with lab space needs
- Large and medium muffle sizes available
- Long life


Available in large, above, and medium sizes, below.



“As a long time user of the Infinity Burnout Furnaces, this improved Whip Mix Infinity L30 is the best one we have ever had. This is the ideal size for our lab because its size fits better than anything else on the market. Plus the heating plates seem better too. This is a great improvement.”

Lakeside Dental Lab
Cudahy, WI
John Ryder-technician

Sintering



Consistently Flexible.

Whip Mix engineering never settles for anything less than a product that stands up to challenge of sintering. The infinity ZR is a workhorse that stands ready to work for *you*.



INFINITY ZR

A fully programmable multi-phase sintering furnace designed to give you many years of dependable service, user flexibility and consistency.

Each program parameter can be modified to address the needs of dental zirconia, such as temperatures, delayed starts and ramp rates. The Infinity ZR's unique Thermal Web Technology muffle catches and reflects the infrared heat in a more diffused pattern for more even heating. The furnace uses Silicon Carbide heating rods in order to assure proper and complete zirconia sintering.

- Working temperature: 1550°C (2822°F)
- 30 working user-defined programs
- Thermal Web Technology reflects infrared heat for more even heating
- Start delay time of up to 8.0 hours
- Stack up to 3 trays (averages 60 units at a time)
- Number of Stages: 1 – 4
- 2 Year Warranty / 1 Year Warranty for muffle, thermocouple, and heating elements

Item No.	Description
96500	Infinity ZR Sintering Furnace (includes 1 lidded sintering tray, 1 8oz. jar of sintering beads and spatula)

ACCESSORIES

96501	8oz. jar of sintering beads
96502	1 lidded sintering tray
96503	1 sintering tray spatula




“Though there are many sintering furnaces available, my laboratory was looking for one that gave us simplicity and dependability. That’s what we have come to expect from Whip Mix furnaces and that is what we got with the new Infinity ZR furnace. If you are in the market for a furnace that will offer you the flexibility and reliability you need for your zirconia materials, I would highly recommend this one.”

Mark Jackson
Vice President and General Manager
Precision Ceramics Dental Laboratory
Montclair, CA

Consider Whip Mix.

At Whip Mix, to consider any product, improvement, or accessory without first getting into the head of the lab professional is not an option. We dig deep and reverse engineer our products from the obvious starting point, work going out the lab door everyday.



SILVER CALIBRATION KIT

The Silver Calibration Kit allows for accurate temperature calibration. Use with Pro Press 100, Pro 100 and Pro 100 Plus furnaces.

Item No.	Description
96078	Silver Calibration Kit



HIGH-EFFICIENCY PUMP

High-efficiency pump runs quietly. Rated at 29.5" HG Maximum Vacuum and 1.75 CFM open flow. This oil-free, rocking-piston, low-noise with rugged construction pump comes complete with rubber feet and the muffler assembly in place. Use with Pro 100 Series, Pro 200 Series, and FireLite furnaces.

Item No.	Description
95015	Vacuum Pump, High-Efficiency (115V/60Hz)
95005	Vacuum Pump, High-Efficiency (230V/60Hz)



ProCal™ CALIBRATION DEVICE

The ProCal Calibration Device checks and recalibrates the temperature settings on all Pro 200 Series furnaces. Easy to use automatic calibration feature means no manual adjustment is required.

Functions include:

- Quick QC Check mode quickly checks a specified temperature in around 5 minutes.
- ProCal Soaked Muffle mode automatically analyzes and recalibrates any Pro 200 Series Furnace for both low and high fusing porcelain temperatures.
- ProCal Cool Muffle function automatically heat soaks the furnace to 800°C before beginning full calibration.
- Adaptor included for use with Pro 100 Series furnaces to check temperature but full calibration requires manual setting.

Item No.	Description
95030	ProCal Calibration Device

Porcelain and Pressing Furnace Specifications

	ProPress SP	ProPress 200	Pro 200	FireLite
Power Supply	120 V ± 10% 50/60Hz 220 V ± 10% 50/60Hz	120 V ± 10% 50/60Hz 220 V ± 10% 50/60Hz	120 V ± 10% 50/60Hz 220 V ± 10% 50/60Hz	110 V ± 10% 50/60Hz 220 V ± 10% 50/60 Hz
Power Consumption	Furnace Alone: 1,100W Furnace and Pump: 1,400W	Furnace Alone: 1,100W Furnace and Pump: 1,400W	Furnace Alone: 1,100W Furnace and Pump: 1,400W	Furnace Alone: 1,100W Furnace and Pump: 1,400W
Unit Dimensions	13"W x 18"D x 25"H (33cm x 46cm x 64cm)	11"W x 16"D x 25"H (28cm x 40cm x 64cm)	11"W x 16"D x 20.5"H (28cm x 40cm x 52cm)	13"W x 16.5"D x 20"H (33cm x 42cm x 51cm)
Temperature	1,200° C (2,200° F) Maximum	1,200° C (2,200° F) Maximum	1,200° C (2,200° F) Maximum	1,200° C (2,190° F) Maximum
Weight	35 kg (77 lbs.)	32 kg (71 lbs.)	27 kg (59 lbs.)	27 kg (59 lbs.)
Number of Programs	200	200	200	50
Muffle Chamber	(3-3/4" W x 2-1/2" H x 3-3/4" D) 10 cm x 6 cm x 10 cm	(3-3/4" W x 2-1/2" H x 3-3/4" D) 10 cm x 6 cm x 10 cm	(3-3/4" W x 2-1/2" H x 3-3/4" D) 10 cm x 6 cm x 10 cm	(3.75" x 2.5") 10 cm x 6 cm
Muffle Windings	Quartz Tubing	Quartz Tubing	Quartz Tubing	Spiral-wound Quartz Tubing

Burnout Furnace Specifications

	Infinity M30			Infinity L30			PDQ Digital M			PDQ Digital L		
Electrical	115V 230V	50/60Hz 50/60Hz	1075W 1280W	115V 230V	50/60Hz 50/60Hz	1392W 1890W	115V 230V	50/60Hz 50/60Hz	1075W 1280W	115V 230V	50/60Hz 50/60Hz	1392W 1890W
Capacity	8–1 3/4" rings or 2–3" rings			15–1 3/4" rings or 5–1 3/4" rings and 3–3" rings			8–1 3/4" rings or 2–3" rings			15–1 3/4" rings or 5–1 3/4" rings and 3–3" rings		
Overall Dimensions	10.7"W x 13"D x 15"H (27.2cm x 33cm x 38cm)			14.4"W x 13"D x 15"H (36.6cm x 33cm x 38cm)			10.7"W x 13"D x 15"H (27.2cm x 33cm x 38cm)			14.4"W x 13"D x 15"H (36.6cm x 33cm x 38cm)		
Heating Chamber Dimensions	5-1/2"W x 5-1/4"D x 5-1/8"H (14.0cm x 13.3cm x 13.0cm)			9-1/8"W x 5-1/4"D x 5-1/8"H (23.2cm x 13.3cm x 13.0cm)			5-1/2"W x 5-1/4"D x 5-1/8"H (14.0cm x 13.3cm x 13.0cm)			9-1/8"W x 5-1/4"D x 5-1/8"H (23.2cm x 13.3cm x 13.0cm)		
Number of Programs	30			30			NA			NA		
Night Time (Delay Start)	0 – 99 hours Note: This is the time required for the program to be completed and ready to cast.						NA					
Heat Rate*	(Stage 1) a) 1 – 30°F/min. (1 – 17°C/min.) b) "FULL" Stage heats at the maximum rate attainable. (Stages 2, 3 and 4) a) 1 – 30°F/min. (1 – 17°C/min.) b) "FULL" Stage heats at the maximum rate attainable. c) "NO" Stage is not used. d) "COOL" Stage cools down to the programmed temperature. Note: If "NO" is selected for a stage, that stage and all subsequent stages will not be used. The furnace, therefore, can be used for one, two, three or four stage operation.						a) 1 – 30°F/min. (1 – 17°C/min.) b) "FULL" Stage heats at the maximum rate attainable.					
Temperature	a) Stage 1: 150°F – 2012°F (66°C – 1100°C) b) Stages 2, 3 and 4: 100°F – 2012°F (38°C – 1100°C)						150°F – 2012°F (66°C – 1100°C)					
Hold Time	0 – 4 hours per stage						0 – 4 hours					

NOTE: Will not sinter zirconia.

Sintering Furnace Specifications

	Infinity ZR
Electrical Power Requirements	208-230V 50/60Hz Single Phase, 40 Amps 9200W
Overall Dimensions	18"W x 16"D x 29"H (45.7cm x 40.6cm x 73.7cm)
Heating Chamber Dimensions	6.0" W x 8.36"D x 6.0"H (15.24cm x 21.25cm x 15.24cm) (4.93 Litre)
Oven Weight	106 Lbs. (48.0 Kg)
Shipping Weight:	145 Lbs. (65.8 kg)
Maximum Temperature	1550°C (2822°F)
Number of Programs	30
Number of Stages/Program	1-4, User defined.
Delay Start	0 – 4.0 hours
HVAC Load	31,320 BTU/Hour
Heat Rate*	1 – 104°F/min. (1 – 40°C/min.)
Temperature	Stage 1,2,3,4: 150°F – 2822°F (66°C – 1550°C)
Hold Time	0 – 4 hours on each Stage

*Programmable heat rates. Actual heat rate at high temperatures may be lower depending upon furnace load and electrical voltage.



more reasons. one source

Whip Mix Corporation • 361 Farmington Ave. • Louisville, Kentucky • 40209
800-626-5651 • 502-637-1451 • Fax: 502-634-4512

Connect with us!     

Free samples and
special promotions at
www.whipmix.com